







ENTARNI IZBORI - Red.br. na izbornoj listi>>:						1	2	3	4	5	6	7	8	9	10	11	12	13	14	15	16	17	18	19	20	21	22	PROVERA BROJA VAŽEĆIH	Procenat izlaznosti na MB
Broj Bir. mesta	Naziv biračkog mesta	BROJ upisanih birača	Broj izašlih birača	Broj nevaž. listića	Broj važućih listića						Bošnjač ka lista	Mađar koalic.	Reformi st.stran ka	Narod. Selj. Stranka	PSS	Goranc		Vojvodja ska partija	Romi za Roma	Crnogo rska partija	Unija Roma Srbije	Koal. Albanac a	Savez Bačkih Bunjevaca	Moja Srbija	Narodni pokret	Patr.str. Dijaspor e	Romsk a partija		
1	NEGOTIN 1	959	443	12	431	183	21	10	118	44	1	0	0	0	6	0	6	0	0	0	41	0	0	0	0	0	1	431	46.19%
2	NEGOTIN 2	1037	587	10	577	262	45	26	154	70	2	0	1	1	2	0	3	0	0	0	9	0	0	0	0	1	1	577	56.61%
3	NEGOTIN 3	787	446	4	442	209	45	29	102	46	2	0	2	0	2	0	5	0	0	0	0	0	0	0	0	0	0	442	56.67%
4	NEGOTIN 4	778	429	5	424	216	34	25	94	45	1	0	0	2	0	0	5	0	1	0	0	0	0	1	0	0	0	424	55.14%
5	NEGOTIN 5	749	396	5	390	175	31	21	112	43	0	0	3	1	0	0	2	0	0	0	0	0	0	2	0	0	0	390	52.87%
6	NEGOTIN 6	584	338	5	333	135	26	14	85	65	0	0	0	0	3	0	3	0	0	0	1	0	0	1	0	0	0	333	57.88%
7	NEGOTIN 7	779	450	8	442	192	53	31	104	46	2	0	2	1	3	1	4	0	0	0	0	0	0	2	1	0	0	442	57.77%
8	NEGOTIN 8	1121	622	15	607	266	72	33	165	59	0	1	0	3	1	0	5	0	0	0	0	0	0	1	1	0	0	607	55.49%
9	NEGOTIN 9	851	520	5	515	274	46	27	102	56	1	0	0	0	4	0	2	1	0	0	0	0	0	1	0	0	1	515	61.10%
10	NEGOTIN 10	730	371	11	360	164	25	21	119	26	0	1	1	1	0	0	2	0	0	0	0	0	0	0	0	0	0	360	50.82%
11	NEGOTIN 11	2176	1127	17	1108	560	119	62	223	107	2	1	1	3	2	0	19	0	1	3	0	0	0	5	0	0	0	1108	51.79%
12	NEGOTIN 12	1005	548	8	539	284	47	31	117	46	0	0	0	0	3	0	6	0	0	0	0	0	0	5	1	0	0	540	54.53%
13	NEGOTIN 13	794	477	3	474	246	36	50	101	33	0	0	0	1	3	0	4	0	0	0	0	0	0	0	0	0	0	474	60.08%
14	NEGOTIN 14	734	425	3	422	207	47	38	61	60	0	1	1	0	1	0	3	0	0	0	0	0	0	2	0	0	1	422	57.90%
15	NEGOTIN 15	817	501	6	494	253	57	31	95	45	0	0	1	0	2	0	7	0	0	0	0	0	0	0	0	1	2	494	61.32%
16	NEGOTIN 16	953	556	10	546	204	63	40	156	71	1	0	0	1	5	0	0	0	0	0	1	0	1	2	0	0	1	546	58.34%
17	NEGOTIN 17	1020	544	10	534	241	48	31	142	57	2	0	2	0	2	0	4	0	1	1	0	0	0	0	0	1	2	534	53.33%
18	BRRACEVAC	314	203	7	196	135	8	7	27	15	0	0	0	0	3	1	0	0	0	0	0	0	0	0	0	0	0	196	64.65%
19	BRESTOVAC	256	178	6	172	74	3	13	54	21	0	0	1	1	1	0	0	0	0	0	4	0	0	0	0	0	0	172	69.53%
20	BUKOVČE 1	562	239	5	234	102	16	25	64	20	0	0	2	0	0	1	3	0	0	0	0	0	0	1	0	0	0	234	42.53%
21	BUKOVČE 2	568	231	6	225	101	7	11	46	43	0	1	0	0	0	2	14	0	0	0	0	0	0	0	0	0	0	225	40.67%
22	BUKOVČE 3	508	228	3	225	100	7	20	46	44	2	0	0	2	0	0	4	0	0	0	0	0	0	0	0	0	0	225	44.88%
23	VELJKOVO	165	117	2	115	60	3	18	17	17	0	0	0	0	0	0	0	0	0	0	0	0	0	0	0	0	0	115	70.91%
24	VIDROVAC	748	337	5	332	197	15	8	70	35	0	0	3	2	0	0	1	0	0	0	0	0	0	1	0	0	0	332	45.05%
25	VRATNA	291	154	8	146	66	5	4	39	6	1	0	1	0	0	0	24	0	0	0	0	0	0	0	0	0	0	146	52.92%
26	DUPLJANE	731	334	12	322	180	20	7	42	65	0	3	0	0	0	0	3	0	0	2	0	0	0	0	0	0	0	322	45.69%
27	DUŠANOVAC 1	550	213	2	211	93	9	8	29	57	1	0	0	0	0	0	14	0	0	0	0	0	0	0	0	0	0	211	38.73%
28	DUŠANOVAC 2	472	159	5	154	56	13	10	19	46	1	0	0	0	0	0	9	0	0	0	0	0	0	0	0	0	0	154	33.69%
29	DUŠANOVAC 3	611	211	3	208	89	9	6	24	66	0	0	1	1	1	0	11	0	0	0	0	0	0	0	0	0	0	208	34.53%
30	ALEKSANDROVA	643	313	10	303	167	4	19	71	14	1	0	0	0	15	0	11	0	0	1	0	0	0	0	0	0	0	303	48.68%
31	JABUKOVAC 1	677	307	3	304	152	4	27	60	48	3	0	2	1	1	0	6	0	0	0	0	0	0	0	0	0	0	304	45.35%
32	JABUKOVAC 2	685	254	6	248	123	9	18	55	20	2	0	1	3	3	2	12	0	0	0	0	0	0	0	0	0	0	248	37.08%
33	JABUKOVAC 3	680	279	7	272	102	1	26	93	36	6	1	0	0	1	0	6	0	0	0	0	0	0	0	0	0	0	272	41.03%
34	JASENICA	492	282	5	277	119	15	26	81	29	2	2	1	1	0	0	0	0	0	1	0	0	0	0	0	0	0	277	57.32%
35	KARBULOVO	374		7	242	89	3	40	81	21	0	0	0	7	0	0	1	0	0	0	0	0	0	0	0	0	0	242	0.00%
36	KOBIŠNICA 1	599	249	1	248	108	3	11	62	58	0	1	0	0	0	0	5	0	0	0	0	0	0	0	0	0	0	248	41.57%
37	KOBIŠNICA 2	611	266	4	262	121	2	14	61	45	0	0	0	1	3	0	15	0	0	0	0	0	0	0	0	0	0	262	43.54%
38	KOBIŠNICA 3	611	257	3	254	142	5	8	36	53	0	0	0	1	1	0	6	0	0	0	0	0	0	1	1	0	0	254	42.06%
39	KOVILOVO	417	210	1	209	118	12	15	35	20	0	1	1	1	1	0	5	0	0	0	0	0	0	0	0	0	0	209	50.36%
40	MALAJNICA 1	385	167	7	160	80	1	9	54	10	0	0	0	0	0	0	5	0	0	0	0	0	0	0	0	1	160	43.38%	
41	MALAJNICA 2	288	115	6	109	39	1	3	41	10	3	1	0	0	1	0	10	0	0	0	0	0	0	0	0	0	0	109	39.93%
42	MALA KAMENICA	666	290	7	283	155	5	15	63	38	2	0	1	0	1	0	3	0	0	0	0	0	0	0	0	0	0	283	43.54%

43	MILOŠEVO	673	316	7	309	130	6	5	49	103	1	0	0	0	2	0	10	0	0	0	0	0	0	0	0	0	3	0	0	0	0	309	46.95%
44	MIHAJLOVAC 1	403	144	1	143	70	5	12	40	14	1	0	0	0	0	0	1	0	0	0	0	0	0	0	0	0	0	0	0	0	143	35.73%	
45	MIHAJLOVAC 2	568	235	13	222	124	7	7	30	45	1	0	0	1	1	0	7	0	0	0	0	0	0	0	0	0	0	0	0	0	223	41.37%	
46	MOKRANJE	826	398	9	390	229	3	16	94	36	1	0	2	0	3	2	4	0	0	0	0	0	0	0	0	0	0	0	0	390	48.18%		
47	PLAVNA 1	682	362	3	359	181	5	11	82	49	1	0	9	1	3	0	17	0	0	0	0	0	0	0	0	0	0	0	0	359	53.08%		
48	PLAVNA 2	201	95	5	89	26	0	4	30	6	0	0	3	1	1	0	17	0	0	0	0	0	0	1	0	0	0	0	0	89	47.26%		
49	POPOVICA	342	241	5	236	120	3	13	44	48	1	0	0	1	1	1	3	1	0	0	0	0	0	0	0	0	0	0	0	236	70.47%		
50	PRAHOVO 1	534	302	6	296	134	11	32	69	35	1	4	0	0	0	0	10	0	0	0	0	0	0	0	0	0	0	0	0	296	56.55%		
51	PRAHOVO 2	528	278	12	266	137	7	25	57	23	4	0	0	0	2	0	9	0	0	0	0	0	0	1	0	0	0	1	0	266	52.65%		
52	PRAHOVO 3	571	291	7	284	117	6	32	84	29	2	1	0	3	1	0	7	0	0	2	0	0	0	0	0	0	0	0	0	284	50.96%		
53	RADUJEVAC 1	544	224	4	220	154	2	10	31	15	1	1	1	0	2	0	3	0	0	0	0	0	0	0	0	0	0	0	0	220	41.18%		
54	RADUJEVAC 2	753	307	5	302	199	7	14	33	43	1	0	1	0	2	0	1	0	0	0	0	0	0	0	0	0	0	0	1	302	40.77%		
55	RADUJEVAC 3	661	287	3	284	175	3	16	39	44	1	0	0	1	0	0	4	0	0	0	0	0	0	0	0	0	0	0	1	284	43.42%		
56	RAJAC	280	182	7	175	67	6	27	38	30	0	0	0	1	4	2	0	0	0	0	0	0	0	0	0	0	0	0	0	175	65.00%		
57	REČKA	354	258	9	249	134	11	16	63	20	0	0	0	5	0	0	0	0	0	0	0	0	0	0	0	0	0	0	0	249	72.88%		
58	ROGLJEVO	144	88	4	84	30	1	13	22	18	0	0	0	0	0	0	0	0	0	0	0	0	0	0	0	0	0	0	0	84	61.11%		
59	SAMARINOVAC	701	362	14	348	159	4	9	46	107	1	0	1	0	0	0	21	0	0	0	0	0	0	0	0	0	0	0	0	348	51.64%		
60	SIKOLE	540	401	8	393	180	14	26	122	43	2	0	0	2	0	0	0	0	0	1	0	0	0	0	0	0	1	1	1	393	74.26%		
61	SLATINA	679	319	12	307	168	10	27	57	21	0	0	0	0	0	3	19	1	0	0	0	0	0	0	0	0	0	0	1	307	46.98%		
62	SMEDOVAC	107	76	3	73	19	7	8	26	9	0	0	1	1	0	1	0	0	1	0	0	0	0	0	0	0	0	0	0	73	71.03%		
63	SRBOVO	662	314	12	302	147	3	18	77	49	1	0	1	0	3	0	3	0	0	0	0	0	0	0	0	0	0	0	0	302	47.43%		
64	TAMNIČ	237	167	3	163	94	5	7	33	19	1	0	2	0	2	0	0	0	0	0	0	0	0	0	0	0	0	0	0	163	70.46%		
65	TRNJANE	397	218	2	216	93	5	9	68	32	0	1	2	2	0	1	0	0	1	1	0	0	0	0	0	0	0	0	1	216	54.91%		
66	UROVICA 1	737	240	14	226	111	21	22	34	29	3	0	0	0	0	5	1	0	0	0	0	0	0	0	0	0	0	0	0	226	32.56%		
67	UROVICA 2	579	228	8	220	115	6	12	30	31	3	0	0	2	1	3	17	0	0	0	0	0	0	0	0	0	0	0	0	220	39.38%		
68	UROVICA 3	598	205	4	201	110	2	11	37	26	2	0	0	1	1	3	8	0	0	0	0	0	0	0	0	0	0	0	0	201	34.28%		
69	DRNOMASNICA	243	160	2	157	108	19	6	17	2	2	0	0	0	0	0	3	0	0	0	0	0	0	0	0	0	0	0	0	157	65.84%		
70	ČUBRA	481	296	12	284	119	12	11	99	33	1	0	4	0	0	0	0	0	0	1	0	0	1	2	0	1	0	0	284	61.54%			
71	ŠARKAMEN	303	184	2	182	77	10	31	37	22	1	1	1	1	0	0	0	0	0	0	1	0	0	0	0	0	0	0	0	182	60.73%		
72	ŠTUBIK	818	392	8	384	138	3	17	113	107	3	0	0	0	0	1	0	0	0	0	1	0	0	0	0	0	0	0	0	384	47.92%		

BROJ GLASOVA:		43924	21943	472	21471	10504	1199	1355	4921	2844	74	22	56	58	101	28	414	3	5	13	58	0	4	30	5	8	13	21715	49.96%
---------------	--	-------	-------	-----	-------	-------	------	------	------	------	----	----	----	----	-----	----	-----	---	---	----	----	---	---	----	---	---	----	-------	--------

CENZUS:	1	49.96%	2.15%	97.85%	47.87%	5.46%	6.18%	22.43%	12.96%	0.34%	0.10%	0.26%	0.26%	0.46%	0.13%	1.89%	0.01%	0.02%	0.06%	0.26%	0.00%	0.02%	0.14%	0.02%	0.04%	0.06%	
---------	---	--------	-------	--------	--------	-------	-------	--------	--------	-------	-------	-------	-------	-------	-------	-------	-------	-------	-------	-------	-------	-------	-------	-------	-------	-------	--

RANG LISTA:					1	5	4	2	3	8	14	11	9	7	13	6	21	18	15	9	22	20	12	18	17	15	
-------------	--	--	--	--	---	---	---	---	---	---	----	----	---	---	----	---	----	----	----	---	----	----	----	----	----	----	--

					Bošnjačka lista	Mađar koalic.	Reformi st. stranka	Narod. Selj. Stranka	PSS	Goranci	Vlasi	Vojvodjaska partija	Romi za Roma	Crnogorska partija	Unija Roma Srbije	Koal. Albanaca	Savez Bačkih Bunjevaca	Moja Srbija	Narodni pokret	Patr.str. Dijaspore	Romska partija	
1	2	3	4	5	6	7	8	9	10	11	12	13	14	15	16	17	18	19	20	21	22	

